


SPX**scale
systems****MODEL 675 PRECISION COUNTING SCALE**

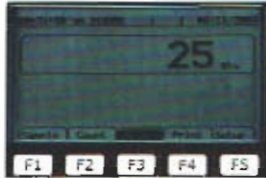
Signature Features

- Heavy-duty Industrial Aluminum Die Cast Housing
- High Visibility Back-lit LCD Display
- Integrated Carrying Handles and Power Cord Wrap
- Battery Operation With Smart Charge Circuitry
- Communication Ports Support Ethernet and Industrial Protocols
- Expandable Part Number And Average Piece Weight Database
- Alpha Numeric character entry supported from front panel

Model 675

Select the operation that fits your application.

The Model 675 provides a number of applications to simplify operator interaction. Each application can be customized to display as little or as much information as desired. Select Quick Count for simple counting operation or choose among APW Look-Up and other applications to accommodate more advanced requirements.



Quick Count.

Single menu soft-key operation has you quickly counting parts.



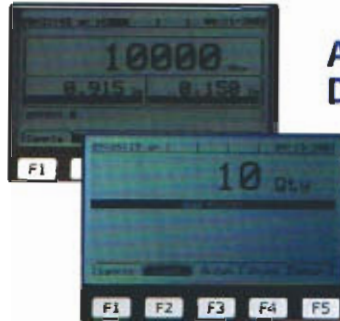
APW Look-Up.

Store and recall an Average Piece Weight (APW) by simply entering an associated part number.



Easy View Data Output.

View multiple on-screen printer and computer formats for easy selection of data output.



Application Display Styles.

Multiple display style selections let you decide what and how much information to display.

Application Menu

allows for quick and easy changes to the counting functions. Unused keys can be disabled if not required.



One Key SAMPLE

operation for fast cycle counting applications.

Alpha Numeric characters.

Convenient alpha-numeric character entry for part numbers, lot numbers and descriptions.

Soft Keys

Improve efficiency by changing function during operation to guide you through counting functions.

S - Simple M - Mobile A - Accurate R - Reliable T - Technology



An exceptional counting scale starts with a SMART design

SIMPLE operation reduces counting errors. The Model 675 contains detailed operator messages to guide the operator through every keystroke. The messages are displayed for easy 1, 2 key-stroke operation and advanced inventory control applications.



MOBILE by design, the integrated carrying handles, a power cord wrap, heavy duty aluminum die cast housing and top support are ideal for industrial applications



requiring portability. Optional battery operation improves the portable convenience.

RELIABLE is the best word to describe the exceptional physical features.

- Heavy duty aluminum die cast housing
- High impact lens deflects dropped parts
- One million cycle polymeric keypad
- Sur-Grip gear style leveling feet
- A 2 year limited warranty



ACCURATE small parts counting is assured with advanced digital Finite Impulse Response filtering (FIR), high resolution electronics and a center indentation that places parts in center of the loading surface to prevent rolling parts.

TECHNOLOGY developed from years of parts counting experience went into the Model 675 design. Precision counting is guaranteed with 1,000,000 internal count resolution and a stable 30,000 count displayed resolution.

Complete system solutions for inventory controls

Model 675



precision counting scale

Exceptional Features

- **Aluminum Die Cast Housing** outperforms injection molded plastic by providing increased impact resistance in severe industrial environments
- **Carrying Handles** are built-in to the aluminum die cast housing for convenient portability
- **Battery Operation** is available in 3 variations to accommodate your portable requirements. Two rechargeable Battery Modules provide 12 hour or 28 hour continuous use and includes an internal smart charge circuit that automatically switches from AC to DC when AC is applied and removed. A Battery Tray Kit provides battery operation with 8 standard non-rechargeable D-cells
- **Negative Counting** from bulk containers.
- **Network Fieldbus Modules** provide open architecture connectivity. An Ethernet Module allows for communication across an intranet or internet connection supporting DHCP servers or fixed IP addresses. A DeviceNet Module provides connection on the network device layer in a trunkline configuration. A Profibus Module connects to a network line as a slave device.
- **Standard Two (2) Scale Operation** with one (1) local platform and one (1) remote platform input. An additional two (2) Multi-scale Modules can be installed expanding the system to four (4) scales total.
- **Database Modules** expand the standard on-board memory allowing for additional information such as Part Number, APW, Description, Accumulated Quantity or any information your application requires to be stored, recalled, uploaded or downloaded. The information can then be printed in report formats or transmitted in a comma delimited text file and imported into common spreadsheet and database programs.
- **Quick Change Load Cell** feature provides easy access to load cell mounting bolts and connector to dramatically reduce the time to change the Load Cell capacity of your precision counting scale.
- **Process Control Modules** are available for controlling solenoids, lights, bells and whistles used to alert an operator of process conditions over, under or acceptable quantities. Programmable I/O and Analog Output Modules give you automated control of your counting process.

SPECIFICATIONS

Options

- **Multi-Scale Module** - Additional scale inputs, 2 scale operation standard, total of 4 scales possible
- **Database Module** - Provides additional memory for data management functions, 256K, 1M, or 2M Byte
- **Battery Operation** -
 - 40 Hour NiMH Battery Module (continuous use) includes the quick charge circuit
 - 18 Hour NiMH Battery Module (continuous use) includes the quick charge circuit
 - Battery Tray Kit accepts standard non-rechargeable D-Cells (batteries not included) 40 hours estimated
- **Computer Keyboard Module** - Provides a connection for a standard computer keyboard to Model 675, includes 2 additional RS232 communication ports for a total of 4 RS232 ports, ports 1 and 2 are standard
- **RS485 Module** - Isolated multi-drop w/ 251 devices max, half or full duplex up to 4000 feet, 115K bps max
- **20mA Current Loop** - Isolated TX-Active or Passive, RX-Passive, 9600 bps max, 12VDC, 1000 feet
- **Ethernet Module** - Supports DHCP servers or fixed IP addresses and Telnet protocol with selectable port address
- **Profibus Module** - Connects to the network device layer in a trunkline configuration
- **DeviceNet Module** - Connects as a slave device on the network line
- **GSE ReFlash** - Download firmware enhancements via RS232 port
- **Analog Output Module** - 16 bit signal output, 0-10VDC, 0-20mA or 4-20mA
- **I/O Relays** - AC/DC @ 1A, Optically Isolated

PERFORMANCE

Resolution	1,000,000d
A/D Filtering	GSE FIR (Finite Impulse Response)
Non-Linearity	0.005% of full scale, load cell dependent
Number of Scales	Standard 1 local platform, 1 Remote Platform Input, Total 4 scales with installation of Multi-Scale Modules
Excitation Power	14 - 350 ohm load cells
Input Signal Connect	4 or 6 conductors with sense leads
Excitation Current	400 mA, short circuit protected
Excitation Voltage	10 VDC, short circuit protected
Time/Date Clock	Non-volatile, battery backed
Database Memory	8 K standard, expandable up to 2M (optional)
Warranty	2 years limited
Capacities	15, 30, 60, 100 lb

ELECTRICAL

Power Requirements	90-250 VAC, 10-32 VDC
Fuse	0.8A slow-blow (when using AC power)

COMMUNICATIONS


Port 1	RS232 Full Duplex, SW & HW Handshake or RS485 or 20mA optional
Port 2	RS232 Full Duplex, SW & HW Handshake
Port 3, 4	RS232 Full Duplex, SW Handshake Use of PC Keyboard disables port 4, Use of Ethernet Module disables port 3
Protocols	Modbus RTU and ASCII standard Ethernet optional, Baud Rate 150 - 115K bps (Com Port 1 only) 150 - 38.4K bps (Com Port 2, 3, 4)

PHYSICAL

Keypad	Durable Polymeric membrane switch plate
Housing Material	Die cast aluminum with powder coat paint
Enclosure Dimensions	14.38"W(at handles) x 17.30"L x 5.63"H
Counting Surface	12" x 12", Stainless Steel
Display	16 line x 40 character EDT LCD graphic display with white LED backlight
Shipping Weight	24 lbs

Capacity		Displayed Resolution
15	X	0.0005
30	X	0.001
60	X	0.002
100	X	0.005

Your GSE Distributor:



SPX Corporation
 42860 Nine Mile Road
 Novi, Michigan 48375-4122
 Phone 248-596-0600
 Fax 248-596-0691
 Toll Free 800-755-7875

In Canada: 403-948-9921
 Website: www.gse-me.com
 Email: gvesales@gsecales.spx.com

